

WELCOME

To Year One



The Year One teachers are:

1H – Miss Zana & Mrs Morley
1C – Mrs Curd & Mrs Morley
1B – Mrs Baillie & Mrs Brimelow



MISSION STATEMENT

The core of all that we do and who we are.



UNIFORMS

Monday, Tuesday & Wednesday

- Formal uniform and formal hat



Thursday & Friday

- Sports uniform
- Hat: sports bucket hat, cap or formal hat





A TYPICAL DAY

Before school: Prior to 8:15am, children are to wait in the area adjacent to the prep buildings. At 8:15am children will be supervised by staff on the junior playground. Children are not to be around classrooms before school as these are unsupervised areas. School begins at 8:35am.

Morning Session: Courtyard Prayer (Tues, Wed, Thurs) followed by Spelling, Writing and Reading

Middle Session: Mathematics and Play/Investigations

Afternoon Session: Connected Curriculum (Religion, HASS, Art, Science).



PERSONALISED LEARNING

Personalised Learning refers to a variety of learning experiences, instructional approaches and academic support strategies intended to address distinct learning needs, interests and the aspirations of each individual student.

- Instruction is flexible and tailored to each student.
- Learning Intentions are transparent and meet each child where they are on their learning journey.



LIBRARY

Library: Children will borrow home readers and library books and will need their green satchel on their library day. Children are to unpack their green satchels when they arrive at school on library day (or the day prior if requested by your child's teacher). If your child forgets their books or is absent, please send books in the following day.

1H - Wednesday
1C - Friday
1B - Friday




SPECIALIST LESSONS

PE, Music and Technology are on **THURSDAY** and sports uniform is required.

PE – Miss G

Music – Mrs Morley

Technology – Mrs Lindeman





HOME READING

Our homework focus in Year 1 is reading. Children are encouraged to read each night for 10 minutes. This can include reading to an adult, reading with someone, or being read to.

Children will bring home new reading books each week on their library day but are also encouraged to read any books of interest they may have at home.

Please follow the '**Home Reading Process**' card that has been sent home to support your child's reading at home.



Home Reading Process

INTRODUCE THE BOOK

- Give your child the title and a little information about the story (Eg. characters' names).

READ THE PICTURES

- Look at the pictures and then preview what they think the story is about. This will enable your child to establish a context for the story and helps with predictions about unfamiliar words.

READ THE WORDS

- The child reads the book (with adult assistance, if required).

RETELL THE STORY


- After reading, ask your child to retell the story, giving details from the beginning, the middle and the end of the story in sequence, without looking at the book.

REFLECTION

- Ask your child, 'What was your favourite part? Why?'

MAKING CONNECTIONS

- Finally, ask your child, 'What did the story remind you of?' or 'What connections did you make when reading?'



HOME READING



Home readers will be a slightly lower level than your child's instructional level, to enable them to enjoy reading and experience success each night.

High Frequency Words and/or **Word Building Cards** are to be worked through daily. Daily practice will reinforce recall of common high frequency words and phonological awareness. More information to follow on this.



COMMUNICATION

Communication between home and school is important. Should you need to contact your child's teacher, please do so via **Seesaw** or **email**. If you wish to discuss your child's academic progress or an issue requiring more than a few minutes, please organise a time to meet so that we can have a focused discussion without the interruptions that can occur before and after school.

** Please note that teachers will **disconnect at 4pm** daily and can take up to **24 hours** to reply to emails.

The school **newsletter** is issued each Friday.

Text messages are used to send out reminders.

The St Patrick's **Facebook** page has lots of information and photos of school events.

TEACHER EMAILS

1H: Zana Hook - alexandra_hook@rok.catholic.edu.au

1C: Shaye Curd - shaye_curd@rok.catholic.edu.au

1B: Claire Baillie - claire_baillie@rok.catholic.edu.au
Christina Brimelow -
christina_brimelow@rok.catholic.edu.au



SEESAW

Please ensure you have connected to your child's Seesaw learning journal. This portfolio allows you to keep up to date with what your child is learning. It is also where important events and reminders are listed.

You may already be connected to your child's Seesaw journal. If not, you can connect to Seesaw by requesting your child's Seesaw QR code from the class teacher and following the instructions provided.





PARENT TEACHER INTERVIEWS/REPORT CARDS

Parent/Teacher interviews are held in Terms 1 and 3.

Report cards are issued in Terms 2 and 4.

FRUIT BREAK

Fruit Break is a 5-minute break during the first session.

Please send a healthy snack (fruit or veg) that is quick to eat and packaged separately from the rest of the lunch box.

Each morning students will place their Fruit Break in a box outside of the classroom. Please ensure the container is named.

We do ask that parents avoid sending products containing nuts to school as there are children in our school with severe nut allergies. Please avoid sending peanut or nut bars, peanut butter, Nutella, nuts or other nut products.



TUCKSHOP

Tuckshop is available **Monday - Thursday**. You can order tuckshop via the QKR app or by placing a bag order in the tuckshop crates located outside of classrooms.



When ordering, please consider the amount of time your child has to eat their lunch/afternoon tea, as well as their usual appetite.

* If possible, please only order ice blocks at Afternoon Tea.

Sausage Sizzle is available each **Friday** unless the school notifies otherwise.



BIRTHDAYS


We love to celebrate birthdays! Please feel free to send in a special treat to share.

Individual items such as ice blocks or cupcakes are preferable - please double check with your child's teacher for the number required. Below is a guide only; this number will likely change throughout the year.

1H - 25 students

1C - 24 students

1B - 24 students



SPEAKING AND LISTENING



Children will have the opportunity to speak in front of audiences this year. These opportunities include events such as courtyard prayer and whole school liturgies. Children will also be given opportunities to share their learning and prepare speaking tasks to present to the whole class.

OUR SCHOOL MOTTO IS

"Seek Higher Things"

Whilst we strive for excellence and to be the best we can be, we...

- Recognise and celebrate children's achievements – BIG and SMALL!
- Rejoice in children's successes and support them in their challenges.
- Value the effort, not the outcome. Often the process is more important and more valuable than the product.
- Compare your child only to themselves – not peers or siblings.

